



CHICAGO STAINLESS EQUIPMENT

SANI-FLOW

# SANITARY THERMOWELLS



Quality Products Since 1937  
[www.chicagostainless.com](http://www.chicagostainless.com)



Member of:  
**fisa**  
Distributors Serving  
Sanitary Processing





SANI-FLOW

# SANITARY THERMOWELLS

Chicago Stainless Equipment has been manufacturing equipment for the dairy, food processing and pharmaceutical industries for well over half a century. We have incorporated the experience of manufacturing the world's finest sanitary thermometers when we designed our sanitary thermowells. The Sani-Flow Sanitary Thermowell is built to withstand the harshest environment and function for many years with little or no maintenance. Our dedication to quality is not only evident in our products, but also in our customer service. We offer immediate availability on all products and respond quickly with quality service at reasonable prices. We feel so strongly about the quality of our products and service that we guarantee complete satisfaction.

### FEATURES

**Durability:** Constructed with 316L stainless steel to assure maximum corrosion resistance. A clean design allows the thermowell to be hosed down or submersed for cleaning.

**Specifically Designed** for use in the food, dairy and pharmaceutical industries. All sanitary thermowells have a 1/2" NPT Female Thread.

**Custom Probe Lengths** available in a matter of days not weeks.

**Low Profile** saves space and allows for easy washdown and maintenance.

**A Unique Modular Design** means any thermometer can be customized for tough, abusive or special applications.

**Service:** Thermowells are available from stock ready to ship. No hassle return policy. No restocking charge on standard thermowells.

**Lagging Extensions** available in most sanitary fittings.

### SPECIFICATIONS

Material	316L Stainless Steel
Surface Finish	R <sub>a</sub> max = 8 microinches
Internal Thread	1/2" NPT Female
Available Fittings	Most Sanitary Fittings
Probe Length	Available In Any Length*
Shipping Weight	Approx. 3 lbs. (1kg)


Tri-Clamp® is a registered trademark of Tri-Clover, Inc.

\* See Ordering Information for Standard Probe Lengths

### AVAILABLE FITTINGS

Tri-Clamp®, Cherry-Burrell Male "I" Line, Cherry-Burrell "Q" Clamp, APC "K" Clamp, G&H Male "H" Line, Bevel Seat

*For other fittings please consult factory.*



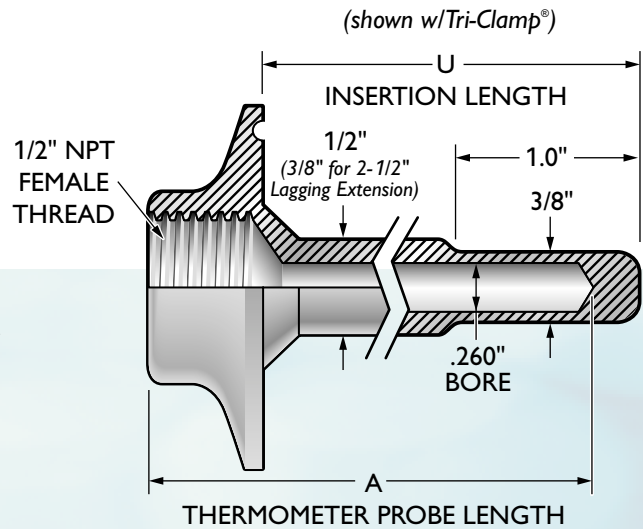
# TYPICAL FITTINGS

## THERMOWELL DIMENSIONS

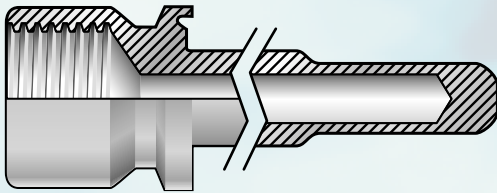
PROBE LENGTH (A)	INSERTION LENGTH (U)
2-1/2"	2-1/8" *
4"	3-5/8" *
6"	5-5/8" *
9"	8-5/8" *
12"	11-5/8" *

\* For 3/4" Tri-Clamp Fitting subtract 3/8" from "U" Dimension.  
 For Lagging Extension subtract 1-1/8" from "U" Dimension.  
 For 3/4" Tri-Clamp With Lagging Extension subtract 1-1/2" from "U" Dimension.

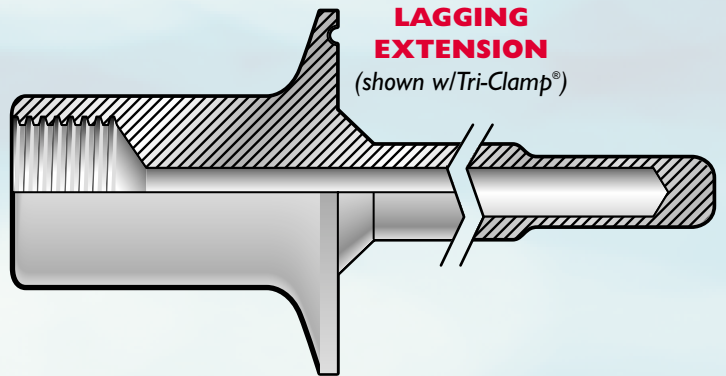
## 1" AND LARGER FITTINGS



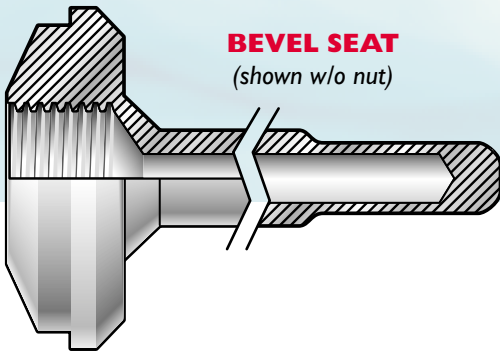
**TRI-CLAMP®**  
(3/4")



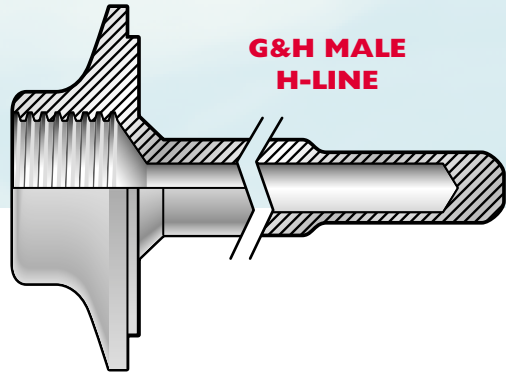
**LAGGING EXTENSION**  
(shown w/Tri-Clamp®)



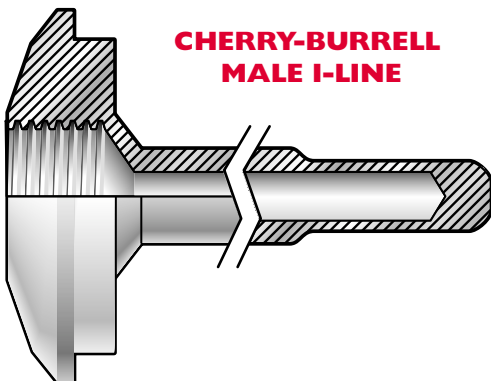
**BEVEL SEAT**  
(shown w/o nut)



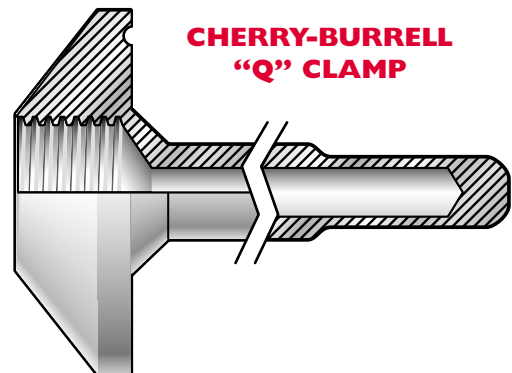
**G&H MALE H-LINE**



**CHERRY-BURRELL MALE I-LINE**



**CHERRY-BURRELL "Q" CLAMP**





# SANI-FLOW

# SANITARY THERMOWELLS ORDERING INFORMATION

Below are typical examples of models with their descriptions.

### EXAMPLE 1: TW - 15U - 2.5

Describes a Sani-Flow Thermowell with a 1½" Tri-Clamp fitting for a ½" NPT thermometer with 2½" long probe & pre-installed thermally conductive heat transfer compound.

### EXAMPLE 2: TW - 2I - 9L

Describes a Sani-Flow Thermowell with a 2" Cherry-Burrell Male I-Line fitting for a ½" NPT thermometer with 9" long probe, a lagging extension & pre-installed thermally conductive heat transfer compound.

### EXAMPLE 3: TW - 3U - SP18

Describes a Sani-Flow Thermowell with a 3" Tri-Clamp fitting for a ½" NPT thermometer with a Special 18" long probe & pre-installed thermally conductive heat transfer compound.

### MODEL NUMBER CONSISTS OF:

**SERIES - FITTING - PROBE LENGTH (A)**  
**TW - 15U - 4**

Please make a selection from each category below:

#### SERIES

TW - Thermowell

#### SANITARY FITTINGS

(Fittings available in ¾", 1", 1½", 2", 2½", 3", 3½" & 4")

H - G&H "H" Line Male

I - Cherry-Burrell Male I-Line

K - APC "K" Clamp

Q - Cherry-Burrell Q-Line

T - #14 Bevel Seat (nut optional)

U - Tri-Clamp

(Specify size, then adapter type such as 15U for 1½" Tri-Clamp adapter.)

#### THERMOMETER

#### PROBE LENGTH (A)

2.5 - 2½"

4 - 4"

6 - 6"

9 - 9"

12 - 12"

SP - Special Length\*

2L - 2½" with Lagging Extension

4L - 4" with Lagging Extension

6L - 6" with Lagging Extension

9L - 9" with Lagging Extension

12L - 12" with Lagging Extension

SPL - Special Length with Lagging Extension\*

\* For Special Probe please note the desired length as such: SP24 for a 24" Long Probe or SPL24 for a 24" Long Probe with Lagging Extension

Visit our website or request a catalog to see our complete line of high quality, precision products including:

Sani-Flow Pressure Gauges, Homogenizer Pressure Gauges, Industrial Stainless Steel Pressure Gauges, Digital Thermometers, Pharma-Flow Pressure Gauges, Chem-Flow Pressure Gauges and Thermowells.

### DISTRIBUTED BY:

For more information or for a distributor in your area, contact us:

Chicago Stainless Equipment  
772-781-1441  
www.chicagostainless.com

